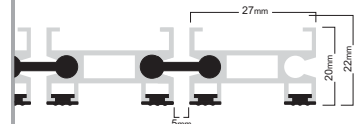
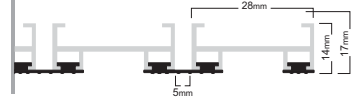


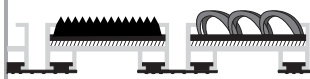







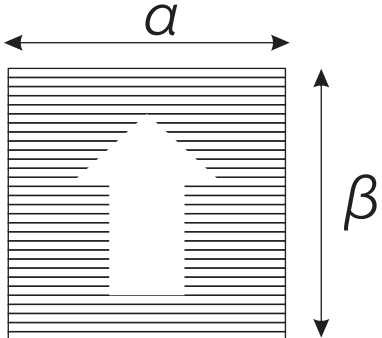







ALUMINIUM MATS

DATE: _____

Sheet of ORDER

QUOTATION

TYPE OF MAT	CARPET COLOUR	DIMENSIONS																				
<p>ZEUS 22mm</p>  <input type="checkbox"/>	<input type="checkbox"/> Anthracite carpet	<p>ALUMINIUM PROFILE WIDTH</p> <p>(a) _____ cm</p>																				
<p>APOLLO 17mm</p>  <input type="checkbox"/>	<input type="checkbox"/> Grey carpet	<p>WALKING DIRECTION</p> <p>(β) _____ cm</p>																				
<p>Combinations (example for Apollo)</p> <table border="0"> <tr> <td></td> <td><input type="checkbox"/></td> </tr> <tr> <td>Carpet Carpet</td> <td></td> </tr> <tr> <td></td> <td><input type="checkbox"/></td> </tr> <tr> <td>Rubber Rubber</td> <td></td> </tr> <tr> <td></td> <td><input type="checkbox"/></td> </tr> <tr> <td>Rubber Carpet</td> <td></td> </tr> <tr> <td></td> <td><input type="checkbox"/></td> </tr> <tr> <td>Rubber Brush</td> <td></td> </tr> <tr> <td></td> <td><input type="checkbox"/></td> </tr> <tr> <td>Brush Brush</td> <td></td> </tr> </table>		<input type="checkbox"/>	Carpet Carpet			<input type="checkbox"/>	Rubber Rubber			<input type="checkbox"/>	Rubber Carpet			<input type="checkbox"/>	Rubber Brush			<input type="checkbox"/>	Brush Brush		<input type="checkbox"/> Brown carpet <input type="checkbox"/> Red carpet <input type="checkbox"/> Beige carpet <input type="checkbox"/> Rubber <input type="checkbox"/> Brush	 <p>QUANTITY _____</p> <p>PRICE _____</p> <p>_____</p>
	<input type="checkbox"/>																					
Carpet Carpet																						
	<input type="checkbox"/>																					
Rubber Rubber																						
	<input type="checkbox"/>																					
Rubber Carpet																						
	<input type="checkbox"/>																					
Rubber Brush																						
	<input type="checkbox"/>																					
Brush Brush																						

Note: Whenever possible entrance aluminium mats will be produced in one piece. Size above the dimensions and weight, (maximum width of profiles: 300cm, maximum weights 60kg) become to heavy to handle by installers, so there will be divisions in more than one piece. This must be discussed before manufacturing.

Name: _____

Profession: _____

VAT No: _____

Country: _____ Address: _____

City: _____ Postal Code: _____

Telephone: _____ Telefax: _____ Mobile: _____

Comments	Signature
----------	-----------